

**COUNTY OF SACRAMENTO  
CALIFORNIA**

For the Agenda of:  
February 13, 2007  
“Communications Received and Filed” Item

To: Board of Supervisors

From: Department of Finance

Subject: Quarterly Pooled Investment Fund Report As Prescribed By California Government Code §53646

Contact: Mari Lynn Shimamoto, Chief Investment Officer, 874-6089

---

**Compliance to Investment Policy**

Based on the Director of Finance’s Review Group Month-End Reports, there were no items out of compliance with the Calendar Year 2006 Investment Policy during the quarter ended December 31, 2006.

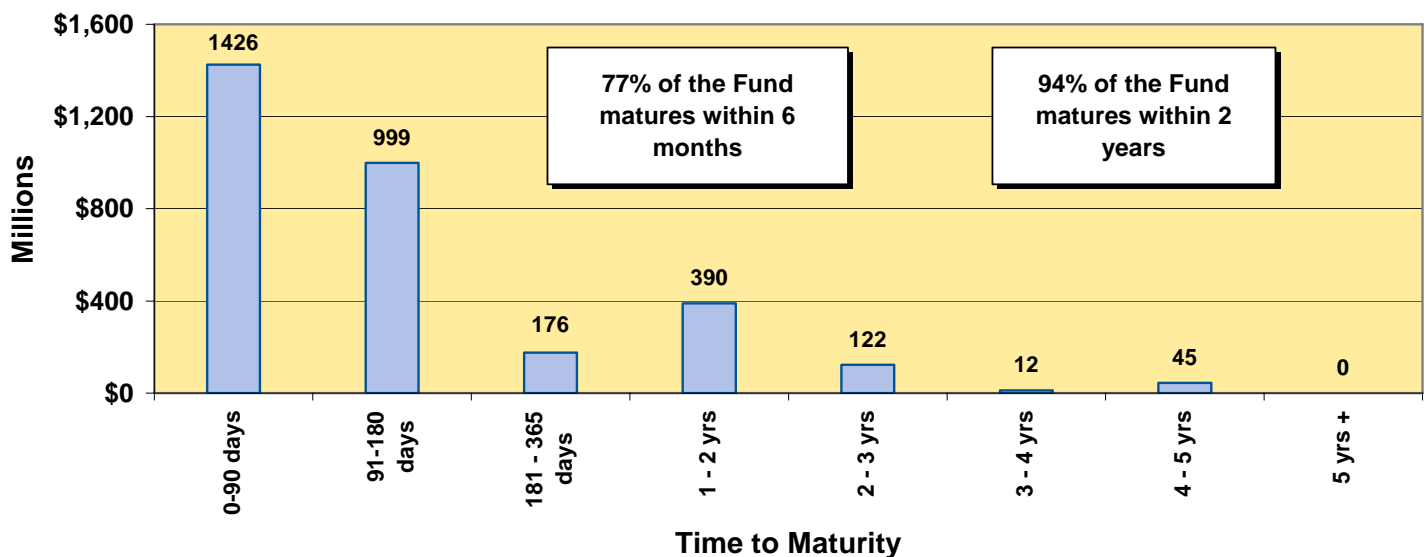
<b>Portfolio Statistics</b>	<b>Quarter Ended 09/30/06</b>	<b>Quarter Ended 12/31/06</b>
Average Daily Balance	\$2,702,546,891	\$2,767,948,869
Period-End Balance	\$2,608,653,645	\$3,168,507,169
Earned Interest Yield	4.941%	5.082%
Weighted Average Maturity	201 Days	207 Days
Duration in Years	0.532	0.546
Historical Cost	\$2,608,786,871	\$3,168,928,990
Market Value	\$2,619,659,798	\$3,177,957,840
Percent of Market to Cost	100.42%	100.28%

The earned interest yield presented above does not have any costs deducted. The investment management costs in prior years and this year continue to be approximately 10 basis points or 0.10%. The quarterly apportionment of earnings to participating funds will be made on a cash basis (as opposed to an accrual basis) for the first three quarters of the fiscal year. Earnings to participating funds will be annualized over the fiscal year based on a fund’s cumulative average daily cash balance at each quarter end and fiscal year end. At fiscal year end (fourth quarter), the earnings of the Pool will be converted to an accrual basis for the fourth quarter earnings’ allocation.

**Portfolio Structure as of December 31, 2006**

Investment Description	Percentage of Portfolio at Cost 09/30/06	Percentage of Portfolio at Cost 12/31/06	Percentage of Portfolio at Market 12/31/06	Earned Interest Yield at 12/31/06
<i>US Agency, Treasury &amp; Municipal Notes (USATM):</i>				
<i>US Agency Notes</i>	35.49%	33.75%	33.64%	4.670%
<i>Notes/Discount Notes FFCB</i>	5.92%	6.14%	6.12%	4.485%
<i>Notes/Discount Notes FHLB</i>	19.35%	15.44%	15.33%	4.471%
<i>Notes/Discount Notes FNMA</i>	2.89%	3.87%	3.89%	5.229%
<i>Notes/Discount Notes FHLMC</i>	7.33%	8.30%	8.30%	4.918%
<i>US Treasury Notes</i>	0.00%	0.00%	0.00%	0.00%
<i>Municipal Notes</i>	0.87%	1.92%	1.91%	5.077%
<b>Total USATM</b>	<b>36.36%</b>	<b>35.67%</b>	<b>35.55%</b>	<b>4.692%</b>
<b>Repurchase Agreements</b>	<b>0.00%</b>	<b>0.00%</b>	<b>0.00%</b>	<b>0.00%</b>
<b>Commercial Paper</b>	<b>35.54%</b>	<b>34.82%</b>	<b>35.02%</b>	<b>5.299%</b>
<b>Certificates of Deposit</b>	<b>26.42%</b>	<b>25.48%</b>	<b>25.40%</b>	<b>5.276%</b>
<b>LAIF</b>	<b>0.80%</b>	<b>0.63%</b>	<b>0.63%</b>	<b>5.125%</b>
<b>Money Market Funds</b>	<b>0.88%</b>	<b>3.40%</b>	<b>3.40%</b>	<b>5.162%</b>

**POOLED INVESTMENT FUND MATURITIES AS OF DECEMBER 31, 2006**  
**\$3.168 Billion**



### Projected Cash Flow

Based upon our cash flow model projection dated January 18, 2007, summarized below, we have sufficient cash flow to met expenditures for the next 12 months.

Month	Bank Balance	Receipts & Maturities	Disbursements	Difference	Less Investments Beyond One Year	Funds Available for Future Cash Flow Needs*
<i>Dollar amounts represented in millions</i>						
Jan	5.0	\$1,047.0	\$671.4	\$375.6	\$35.0	\$340.6
Feb	5.0	\$905.1	\$539.0	\$366.1	\$30.0	\$336.1
Mar	5.0	\$942.6	\$501.0	\$441.6	\$35.0	\$406.6
Apr	5.0	\$980.1	\$655.7	\$324.4	\$30.0	\$294.4
May	5.0	\$933.8	\$696.8	\$237.0	\$35.0	\$202.0
Jun	5.0	\$760.5	\$569.1	\$191.4	\$30.0	\$161.4
Jul	5.0	\$585.4	\$781.2	(\$195.8)	\$35.0	(\$230.8)
Aug	5.0	\$468.1	\$615.4	(\$147.3)	\$30.0	(\$177.3)
Sep	5.0	\$426.4	\$444.4	(\$18.0)	\$35.0	(\$53.0)
Oct	5.0	\$527.5	\$616.8	(\$89.3)	\$30.0	(\$119.3)
Nov	5.0	\$655.9	\$607.7	\$48.2	\$35.0	\$13.2
Dec	5.0	\$911.8	\$595.0	\$316.8	\$30.0	\$286.8

\*Any excess net cash flow amounts in this column will be used to fund negative cash flow positions in later months.

### Detailed Listing of Investments

A complete detailed listing of all investments for the Pooled Investment Fund as of December 31, 2006, is contained in the back of this report. This report notes the type of investment; name of the security; the CUSIP; the purchase date; the maturity date; the coupon and the yield; the par value, book value and market value of each security; the pricing source for the market value; and the duration of each security.

External third-party investment manager(s) at December 31, 2006:

<u>Investment</u>	<u>Firm</u>	<u>Amount</u>
Local Agency Investment Fund	State Treasurer's Office	\$20,000,000.00
Government Obligations Fund	Federated Investors	\$108,000,000.00

The Fund utilizes an external investment accounting system called MoneyMax, Series II by SunGard Financial. The market valuations are based upon the pricing of Interactive Data Corporation (IDC).

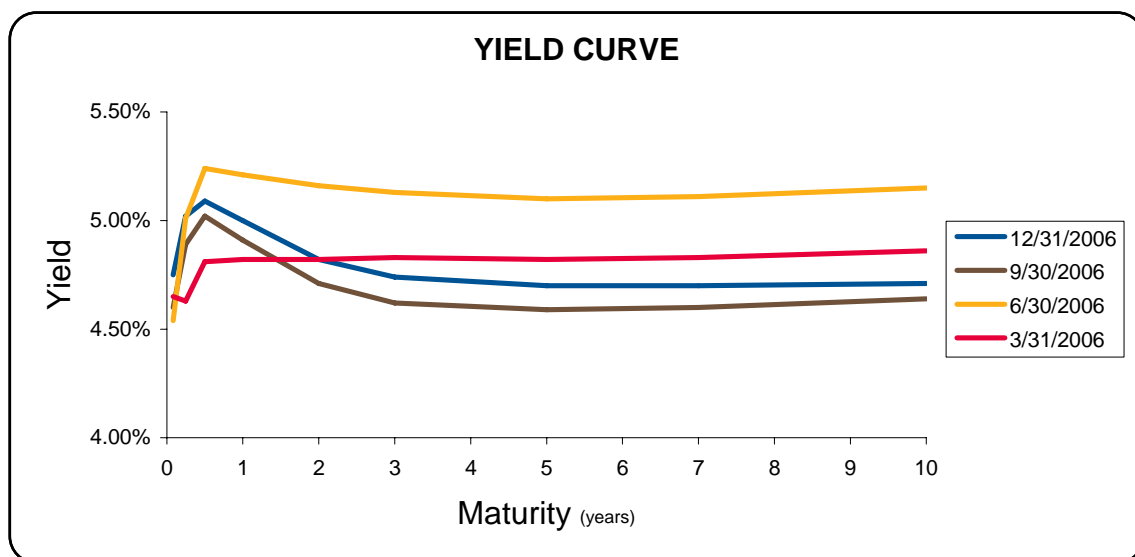
THIS COMPLETES THE QUARTERLY REPORT REQUIREMENTS OF CALIFORNIA GOVERNMENT CODE § 53646.

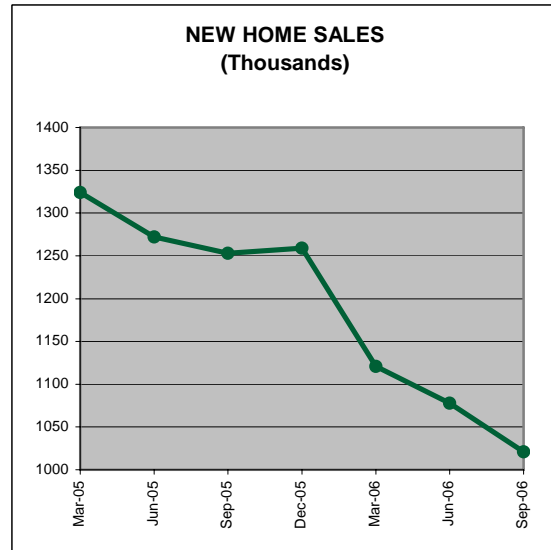
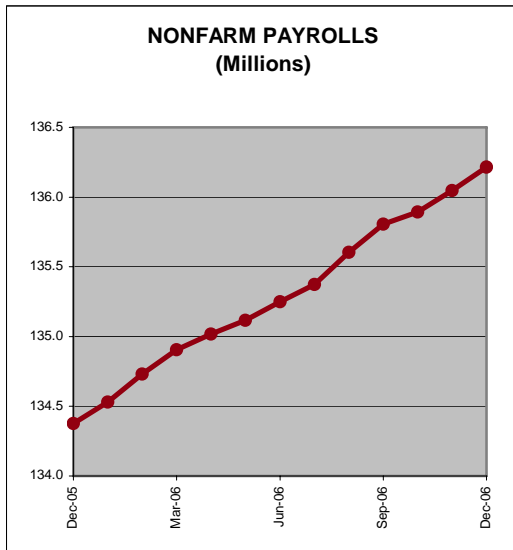
## Financial Markets Commentary

The federal funds rate was raised to 5.25% at the June 29, 2006, meeting of the Federal Open Market Committee (FOMC), up 100 basis points from the beginning of the year. The FOMC has maintained this rate at its last four meetings stating that the risk of inflationary pressure is equal to the risk of economic growth running below full capacity. The FOMC continues to believe current inflation pressures are “likely to moderate over time,” acknowledging its previous 17 rate hikes, which started in June 2004, have not yet fully flowed through the economy.

So far, the FOMC has been correct in its assessment that the economy is doing well, as evident by the strong labor markets. In 2006, the US added 1.8 million nonfarm payroll jobs and the unemployment rate averaged 4.6%. As of this writing, the federal funds futures market is now showing no change for the first half of 2007. The January 2007 monthly Bloomberg survey of 65 economists predicts the federal funds rate will drop 50 basis points in 2007 to a rate of 4.75%.

Therefore, the general consensus is for the federal funds rate to be flat or slightly down for the coming year. If the strong labor markets lead to higher wages, inflationary pressures will increase and the FOMC would be induced to raise rates. Conversely, if the weakening housing market spills over to the overall economy and weakens consumer spending, the FOMC would likely lower rates. For now, these forces are offsetting each other.





### Portfolio Management Strategy

During the past quarter, we continued to provide adequate liquidity to meet the cash flow needs of the Pooled Investment Fund participants. We are currently funding the cash flows for July 2007. The market value of the portfolio is 100.28%.

We continue to purchase two- and three-year U. S. Treasury and/or Agency securities, on a monthly basis for the "CORE" portfolio, which are securities maturing beyond one year. Agency securities continued to be attractively priced at spreads of 0.17% to 0.25% higher than treasury securities. This laddered structure stabilizes the yield over longer periods of time. Over the next quarter, our quarterly yield should range between 5.00% and 5.15% as interest rates stabilize with the expectation that the FOMC will be on pause for the near term.

Respectfully submitted,  
Mari Lynn Shimamoto  
Chief Investment Officer

Concur,  
Dave Irish  
Director of Finance

MLS/bsd  
Attachment County of Sacramento Short-Term Investment Portfolio

Release Date: January 24, 2007

SHORT-TERM INVESTMENT PORTFOLIO  
COUNTY OF SACRAMENTO

	<u>CUSIP</u>	<u>PURCHASE DATE</u>	<u>MATURITY DATE</u>	<u>INTEREST RATE</u>	<u>TRADING YIELD</u>	<u>PAR VALUE</u>	<u>BOOK VALUE</u>	<u>MARKET VALUE</u>	<u>PRICE SOURCE</u>	<u>DURATION (YEARS)</u>
VR-SAC COUNTY 02-03	-	09/20/02	08/01/07	5.160%	5.160%	667,499.08	667,499.08	667,499.08	BOOK	0.661
VR-SAC COUNTY 03-04	-	09/16/03	08/01/08	4.960%	4.960%	1,095,721.72	1,095,721.72	1,095,721.72	BOOK	1.550
VR-SAC COUNTY 04-05	-	09/21/04	08/01/09	4.870%	4.870%	2,815,837.40	2,815,837.40	2,815,837.40	BOOK	2.479
VR-SAC COUNTY 05-06	-	10/11/05	08/01/10	4.855%	4.855%	11,538,374.08	11,538,374.08	11,538,374.08	BOOK	3.327
VR-SAC COUNTY 06-07	-	10/17/06	08/01/11	5.010%	5.010%	39,524,410.00	39,524,410.00	39,524,410.00	BOOK	4.094
TOTAL VARIABLE RATE NOTES				4.972%	4.972%	55,641,842.28	55,641,842.28	55,641,842.28		3.762
							1.76%	1.75%		
FFCB NOTES	31331Q3M7	01/05/05	01/16/07	1.875%	3.360%	15,000,000.00	14,566,200.00	14,981,250.00	SUNGARD	0.044
FFCB NOTES	31331SMD2	01/20/05	01/18/07	3.375%	3.470%	10,000,000.00	9,981,800.00	9,990,625.00	SUNGARD	0.049
FFCB NOTES	31331SVK6	04/26/05	04/26/07	3.750%	3.811%	15,000,000.00	14,982,540.00	14,934,375.00	SUNGARD	0.318
FFCB NOTES	31331S2N2	08/10/05	08/10/07	4.200%	4.324%	10,000,000.00	9,976,500.00	9,937,500.00	SUNGARD	0.598
FFCB NOTES	31331SKC6	12/17/04	12/17/07	3.375%	3.448%	10,000,000.00	9,979,400.00	9,828,125.00	SUNGARD	0.953
FFCB NOTES	31331SLU5	01/19/05	01/14/08	3.625%	3.682%	10,000,000.00	9,983,980.00	9,840,625.00	SUNGARD	1.010
FFCB NOTES	31331VEC6	01/25/06	01/28/08	4.500%	4.654%	10,000,000.00	9,968,200.00	9,925,000.00	SUNGARD	1.042
FFCB NOTES	31331VUX2	04/07/06	04/03/08	4.875%	5.105%	10,000,000.00	9,956,900.00	9,965,625.00	SUNGARD	1.220
FFCB NOTES	31331SXM0	05/27/05	05/19/08	4.050%	3.981%	10,000,000.00	10,019,100.00	9,859,375.00	SUNGARD	1.354
FFCB NOTES	31331VM52	07/19/06	07/03/08	5.500%	5.504%	10,000,000.00	9,998,900.00	10,059,375.00	SUNGARD	1.427
FFCB NOTES	31331VM52	07/26/06	07/03/08	5.500%	5.406%	15,000,000.00	15,024,900.00	15,089,062.50	SUNGARD	1.427
FFCB NOTES	31331VW28	08/30/06	08/04/08	5.340%	5.180%	10,000,000.00	10,028,600.00	10,037,500.00	SUNGARD	1.515
FFCB NOTES	31331S2S1	08/29/05	08/11/08	4.300%	4.300%	10,000,000.00	9,999,700.00	9,881,250.00	SUNGARD	1.549
FFCB NOTES	31331XDW9	11/30/06	11/20/08	4.875%	4.851%	10,000,000.00	10,004,300.00	9,975,000.00	SUNGARD	1.816
FFCB NOTES	31331V6A9	12/20/06	12/29/08	5.000%	4.919%	10,000,000.00	10,015,400.00	9,993,750.00	SUNGARD	1.923
FFCB NOTES	31331VQ66	07/31/06	07/20/09	5.375%	5.250%	10,000,000.00	10,033,760.00	10,087,500.00	SUNGARD	2.364
FFCB NOTES	31331V4M5	10/25/06	09/21/09	5.000%	5.112%	10,000,000.00	9,969,600.00	10,000,000.00	SUNGARD	2.545
FFCB NOTES	31331XEE8	12/01/06	11/20/09	4.850%	4.749%	10,000,000.00	10,027,500.00	9,950,000.00	SUNGARD	2.714
TOTAL FFCB NOTES				4.361%	4.485%	195,000,000.00	194,517,280.00	194,335,937.50		1.271
							6.14%	6.12%		
FHLB NOTES	3133MLRJ6	03/01/05	02/15/07	4.875%	3.811%	10,000,000.00	10,198,500.00	9,996,875.00	SUNGARD	0.126
FHLB NOTES	3133XAN60	02/04/05	02/15/07	3.375%	3.555%	10,000,000.00	9,965,100.00	9,978,125.00	SUNGARD	0.126
FHLB NOTES	3133XAN60	02/17/05	02/15/07	3.375%	3.600%	10,000,000.00	9,957,000.00	9,978,125.00	SUNGARD	0.126
FHLB NOTES	3133X7C51	05/04/05	05/15/07	3.500%	3.877%	10,000,000.00	9,927,000.00	9,940,625.00	SUNGARD	0.370
FHLB NOTES	3133MNPQ8	05/09/05	05/15/07	4.875%	3.931%	15,000,000.00	15,271,859.39	14,985,937.50	SUNGARD	0.370
FHLB NOTES	3133XBSU0	06/07/05	06/08/07	3.875%	3.816%	10,000,000.00	10,010,600.00	9,943,750.00	SUNGARD	0.435
FHLB NOTES	3133XBSU0	06/14/05	06/08/07	3.875%	3.931%	10,000,000.00	9,988,700.00	9,943,750.00	SUNGARD	0.435
FHLB NOTES	3133XBSU0	07/06/05	06/08/07	3.875%	4.011%	15,000,000.00	14,961,300.00	14,915,625.00	SUNGARD	0.435
FHLB NOTES	3133XBSU0	07/19/05	06/08/07	3.875%	4.108%	10,000,000.00	9,957,200.00	9,943,750.00	SUNGARD	0.435
FHLB NOTES	3133MQUV4	08/30/04	08/15/07	3.750%	3.109%	10,000,000.00	10,179,700.00	9,909,375.00	SUNGARD	0.613
FHLB NOTES	3133X82V3	09/27/04	09/14/07	3.375%	3.168%	10,000,000.00	10,058,000.00	9,875,000.00	SUNGARD	0.694
FHLB NOTES	3133X82V3	10/08/04	09/14/07	3.375%	3.264%	10,000,000.00	10,030,650.00	9,875,000.00	SUNGARD	0.694
FHLB NOTES	3133XCS95	09/09/05	09/14/07	4.250%	4.108%	10,000,000.00	10,026,300.00	9,931,250.00	SUNGARD	0.692
FHLB NOTES	3133XCS95	09/19/05	09/14/07	4.250%	4.218%	15,000,000.00	15,007,500.00	14,896,875.00	SUNGARD	0.692
FHLB NOTES	3133XDCQ2	10/03/05	10/19/07	4.125%	4.377%	10,000,000.00	9,951,300.00	9,912,500.00	SUNGARD	0.790
FHLB NOTES	3133XDCQ2	10/26/05	10/19/07	4.125%	4.557%	10,000,000.00	9,918,900.00	9,912,500.00	SUNGARD	0.790
FHLB NOTES	3133MTQB7	11/08/04	11/15/07	3.500%	3.340%	10,000,000.00	10,045,510.00	9,853,125.00	SUNGARD	0.864
FHLB NOTES	3133XDMQ1	12/02/05	12/14/07	4.500%	4.737%	10,000,000.00	9,954,645.90	9,931,250.00	SUNGARD	0.942
FHLB NOTES	3133XDMQ1	12/13/05	12/14/07	4.500%	4.772%	10,000,000.00	9,948,600.00	9,931,250.00	SUNGARD	0.942
FHLB NOTES	3133XE5K1	01/11/06	01/18/08	4.625%	4.647%	5,000,000.00	4,997,950.00	4,970,312.50	SUNGARD	1.014
FHLB NOTES	3133XE5K1	01/11/06	01/18/08	4.625%	4.647%	10,000,000.00	9,995,900.00	9,940,625.00	SUNGARD	1.014
FHLB NOTES	3133XENC9	02/15/06	02/06/08	4.850%	4.961%	10,000,000.00	9,979,200.00	9,962,500.00	SUNGARD	1.062
FHLB NOTES	3133XAN37	02/17/05	02/15/08	3.625%	3.806%	10,000,000.00	9,949,000.00	9,825,000.00	SUNGARD	1.096
FHLB NOTES	3133XBD93	03/23/05	02/15/08	4.125%	4.290%	10,000,000.00	9,955,700.00	9,881,250.00	SUNGARD	1.092
FHLB NOTES	3133XEPR4	03/06/06	03/14/08	4.750%	5.014%	15,000,000.00	14,923,125.00	14,925,000.00	SUNGARD	1.168

SHORT-TERM INVESTMENT PORTFOLIO  
COUNTY OF SACRAMENTO

	CUSIP	PURCHASE DATE	MATURITY DATE	INTEREST RATE	TRADING YIELD	PAR VALUE	BOOK VALUE	MARKET VALUE	PRICE SOURCE	DURATION (YEARS)
FHLB NOTES	3133XEPR4	03/22/06	03/14/08	4.750%	5.026%	10,000,000.00	9,947,400.00	9,950,000.00	SUNGARD	1.168
FHLB NOTES	3133XBEE1	04/19/06	04/07/08	4.450%	5.205%	10,000,000.00	9,856,800.00	9,912,500.00	SUNGARD	1.234
FHLB NOTES	3133XBSV8	06/21/05	06/13/08	4.000%	4.060%	10,000,000.00	9,982,400.00	9,846,875.00	SUNGARD	1.421
FHLB NOTES	3133XBSV8	07/13/05	06/13/08	4.000%	4.128%	10,000,000.00	9,964,100.00	9,846,875.00	SUNGARD	1.421
FHLB NOTES	3133XFJX5	06/07/06	06/13/08	5.125%	5.300%	10,000,000.00	9,965,500.00	10,003,125.00	SUNGARD	1.413
FHLB NOTES	3133XFJX5	06/15/06	06/13/08	5.125%	5.387%	10,000,000.00	9,949,600.00	10,003,125.00	SUNGARD	1.413
FHLB NOTES	3133XGH49	08/04/06	08/08/08	5.125%	5.234%	10,000,000.00	9,979,400.00	10,006,250.00	SUNGARD	1.527
FHLB NOTES	3133XCSA2	09/16/05	09/12/08	4.250%	4.216%	10,000,000.00	10,008,500.00	9,868,750.00	SUNGARD	1.636
FHLB NOTES	3133XEZP7	09/12/06	09/12/08	5.000%	5.103%	15,000,000.00	14,970,900.00	14,981,250.00	SUNGARD	1.625
FHLB NOTES	3133XEZP7	09/29/06	09/12/08	5.000%	4.968%	10,000,000.00	10,005,624.60	9,987,500.00	SUNGARD	1.625
FHLB NOTES	3133XDJG7	10/13/05	10/14/08	4.500%	4.560%	10,000,000.00	9,983,300.00	9,906,250.00	SUNGARD	1.721
FHLB NOTES	3133XDJG7	10/10/06	10/14/08	4.500%	5.000%	10,000,000.00	9,905,300.00	9,906,250.00	SUNGARD	1.721
FHLB NOTES	3133XDJG7	10/19/06	10/14/08	4.500%	5.109%	10,000,000.00	9,886,300.00	9,906,250.00	SUNGARD	1.721
FHLB NOTES	3133MJX39	11/30/05	11/14/08	4.500%	4.710%	10,000,000.00	9,942,500.00	9,903,125.00	SUNGARD	1.804
FHLB NOTES	3133XDT76	12/21/05	12/12/08	4.750%	4.752%	5,000,000.00	4,999,100.00	4,973,437.50	SUNGARD	1.879
FHLB NOTES	3133XDT76	12/21/05	12/12/08	4.750%	4.752%	5,000,000.00	4,999,100.00	4,973,437.50	SUNGARD	1.879
FHLB NOTES	3133XHTU6	12/11/06	12/12/08	5.000%	4.851%	10,000,000.00	10,027,000.00	9,990,625.00	SUNGARD	1.863
FHLB NOTES	3133XEN96	03/29/06	03/13/09	4.750%	5.093%	10,000,000.00	9,905,500.00	9,943,750.00	SUNGARD	2.086
FHLB NOTES	3133XEN96	04/26/06	03/13/09	4.750%	5.249%	10,000,000.00	9,866,600.00	9,943,750.00	SUNGARD	2.086
FHLB NOTES	3133XFLG9	06/21/06	06/12/09	5.250%	5.491%	10,000,000.00	9,933,200.00	10,053,125.00	SUNGARD	2.322
FHLB NOTES	3133XGEQ3	08/15/06	08/05/09	5.250%	5.265%	10,000,000.00	9,995,600.00	10,062,500.00	SUNGARD	2.406
FHLB NOTES	3133XGJ88	09/19/06	09/11/09	5.250%	5.124%	10,000,000.00	10,033,100.00	10,065,625.00	SUNGARD	2.480
FHLB NOTES	3133XGYT5	12/27/06	12/11/09	5.000%	4.881%	10,000,000.00	10,032,100.00	10,006,250.00	SUNGARD	2.768
TOTAL FEDERAL HOME LOAN BANKS				4.402%	4.471%	490,000,000.00	489,298,164.89	487,200,000.00		1.185
							15.44%	15.33%		
FNMA DISCOUNT NOTE	313588BA2	09/05/06	01/25/07	5.120%	5.226%	30,000,000.00	29,394,133.33	29,906,250.00	SUNGARD	0.068
FNMA DISCOUNT NOTE	313588DK8	10/26/06	03/23/07	5.080%	5.188%	35,000,000.00	34,269,044.44	34,606,250.00	SUNGARD	0.225
FNMA DISCOUNT NOTE	313588DX0	11/14/06	04/04/07	5.080%	5.255%	20,000,000.00	19,602,066.67	19,743,750.00	SUNGARD	0.257
FNMA DISCOUNT NOTE	313588DY8	11/15/06	04/05/07	5.080%	5.255%	40,000,000.00	39,204,133.33	39,475,000.00	SUNGARD	0.260
TOTAL FNMA DISCOUNT NOTES				5.090%	5.229%	125,000,000.00	122,469,377.77	123,731,250.00		0.203
							3.87%	3.89%		
FHLMC DISCOUNT NOTE	313396CR2	10/16/06	03/05/07	5.070%	5.172%	19,000,000.00	18,625,383.33	18,833,750.00	SUNGARD	0.175
FHLMC DISCOUNT NOTE	313396CS0	10/18/06	03/06/07	5.070%	5.171%	49,000,000.00	48,040,784.17	48,571,250.00	SUNGARD	0.178
FHLMC DISCOUNT NOTE	313396CS0	10/18/06	03/06/07	5.070%	5.171%	34,000,000.00	33,334,421.67	33,702,500.00	SUNGARD	0.178
FHLMC DISCOUNT NOTE	313396FA6	11/17/06	05/01/07	5.095%	5.289%	19,008,000.00	18,564,123.60	18,693,180.00	SUNGARD	0.331
TOTAL FHLMC DISCOUNT NOTES				5.074%	5.190%	121,008,000.00	118,564,712.77	119,800,680.00		0.201
							3.74%	3.77%		
FHLMC NOTES	3134A4NW0	03/14/05	03/15/07	4.875%	3.908%	15,000,000.00	15,276,750.00	14,990,625.00	SUNGARD	0.203
FHLMC NOTES	3134A1SP6	04/25/05	04/10/07	7.100%	3.856%	5,000,000.00	5,303,000.00	5,025,000.00	SUNGARD	0.274
FHLMC NOTES	3134A4VD3	08/02/05	08/17/07	4.000%	4.227%	10,000,000.00	9,956,200.00	9,921,875.00	SUNGARD	0.618
FHLMC NOTES	3134A4VF8	11/07/05	11/16/07	4.375%	4.714%	10,000,000.00	9,934,600.00	9,928,125.00	SUNGARD	0.864
FHLMC NOTES	3134A4VF8	11/29/05	11/16/07	4.375%	4.597%	10,000,000.00	9,958,000.00	9,928,125.00	SUNGARD	0.864
FHLMC NOTES	3134A4VF8	11/29/05	11/16/07	4.375%	4.597%	5,000,000.00	4,979,000.00	4,964,062.50	SUNGARD	0.864
FHLMC NOTES	3134A4ZU1	02/03/06	02/21/08	4.625%	4.811%	10,000,000.00	9,964,300.00	9,937,500.00	SUNGARD	1.105
FHLMC NOTES	3128X03N7	04/26/05	04/01/08	3.500%	4.050%	10,000,000.00	9,849,200.00	9,796,875.00	SUNGARD	1.224
FHLMC NOTES	3128X4AS0	05/05/06	05/05/08	4.300%	5.260%	15,000,000.00	14,730,000.00	14,817,187.50	SUNGARD	1.313
FHLMC NOTES	3128X4AS0	05/18/06	05/05/08	4.300%	5.279%	10,000,000.00	9,819,400.00	9,878,125.00	SUNGARD	1.313
FHLMC NOTES	3128X4ST9	11/07/06	11/03/08	4.900%	5.053%	15,000,000.00	14,956,950.00	14,953,125.00	SUNGARD	1.768
FHLMC NOTES	3128X2ME2	01/26/06	01/12/09	3.875%	4.719%	10,000,000.00	9,769,100.00	9,768,750.00	SUNGARD	1.936
FHLMC NOTES	3137EAAA7	02/27/06	02/17/09	4.875%	4.931%	10,000,000.00	9,984,413.90	9,971,875.00	SUNGARD	2.012

SHORT-TERM INVESTMENT PORTFOLIO  
COUNTY OF SACRAMENTO

	CUSIP	PURCHASE DATE	MATURITY DATE	INTEREST RATE	TRADING YIELD	PAR VALUE	BOOK VALUE	MARKET VALUE	PRICE SOURCE	DURATION (YEARS)
FHLMC NOTES	3137EAAE9	05/31/06	05/21/09	5.250% AS OF 12/31/06	5.260%	10,000,000.00	9,997,200.00	10,059,375.00	SUNGARD	2.265
DESCRIPTION FHLMC NOTES				4.563%	4.695%	145,000,000.00	144,478,113.90 4.56%	143,940,625.00 4.53%		1.220
CP-TOYOTA MOTOR CC	89233HN26	07/31/06	01/02/07	5.305%	5.429%	25,000,000.00	24,428,975.69	24,996,326.39	SUNGARD	0.005
CP-TOYOTA MOTOR CC	89233HN26	08/09/06	01/02/07	5.260%	5.375%	10,000,000.00	9,786,677.78	9,998,530.56	SUNGARD	0.005
CP-GECC	36959JN25	12/27/06	01/02/07	5.200%	5.205%	10,000,000.00	9,991,333.33	9,998,530.56	SUNGARD	0.005
CP-ING US FUNDING	4497W1N44	07/25/06	01/04/07	5.340%	5.472%	25,000,000.00	24,395,541.67	24,988,979.17	SUNGARD	0.011
CP-TOYOTA MOTOR CC	89233HN59	08/04/06	01/05/07	5.310%	5.433%	20,000,000.00	19,545,700.00	19,988,244.44	SUNGARD	0.014
CP-TOYOTA MOTOR CC	89233HN91	08/15/06	01/09/07	5.280%	5.396%	15,000,000.00	14,676,600.00	14,982,366.67	SUNGARD	0.025
CP-TOYOTA MOTOR CC	89233HNB6	08/16/06	01/11/07	5.270%	5.387%	12,000,000.00	11,740,013.33	11,982,366.67	SUNGARD	0.030
CP-UBS	90262DNJ0	08/23/06	01/18/07	5.250%	5.366%	17,000,000.00	16,633,083.33	16,957,533.06	SUNGARD	0.049
CP-UBS	90262DNK7	08/23/06	01/19/07	5.250%	5.367%	13,000,000.00	12,717,520.83	12,965,615.00	SUNGARD	0.052
CP-UBS	90262DNP6	08/31/06	01/23/07	5.230%	5.343%	12,000,000.00	11,747,216.67	11,961,206.67	SUNGARD	0.063
CP-SOCIETE GENERALE	83365SNQ2	09/11/06	01/24/07	5.240%	5.345%	12,000,000.00	11,764,200.00	11,959,443.33	SUNGARD	0.066
CP-BARCLAYS	06737JNS0	09/01/06	01/26/07	5.220%	5.334%	25,000,000.00	24,467,125.00	24,908,159.72	SUNGARD	0.071
CP-SOCIETE GENERALE	83365SP15	09/14/06	02/01/07	5.240%	5.349%	30,000,000.00	29,388,666.67	29,863,341.67	SUNGARD	0.088
CP-SOCIETE GENERALE	83365SP15	09/15/06	02/01/07	5.240%	5.348%	16,000,000.00	15,676,284.44	15,927,115.56	SUNGARD	0.088
CP-GECC	36959JP15	10/02/06	02/01/07	5.190%	5.283%	3,000,000.00	2,947,235.00	2,986,334.17	SUNGARD	0.088
CP-SOCIETE GENERALE	83365SP15	10/12/06	02/01/07	5.205%	5.291%	10,000,000.00	9,838,066.67	9,954,447.22	SUNGARD	0.088
CP-BNP PARIBAS	0556N1P56	09/26/06	02/05/07	5.170%	5.270%	25,000,000.00	24,526,083.33	24,871,423.61	SUNGARD	0.099
CP-TOYOTA MOTOR CC	89233HP65	09/27/06	02/06/07	5.160%	5.160%	20,000,000.00	19,621,600.00	19,894,200.00	SUNGARD	0.101
CP-GECC	36959JP72	10/10/06	02/07/07	5.220%	5.312%	17,000,000.00	16,704,200.00	16,907,571.94	SUNGARD	0.104
CP-GECC	36959JPD9	10/10/06	02/13/07	5.190%	5.286%	18,000,000.00	17,673,030.00	17,886,265.00	SUNGARD	0.120
CP-SOCIETE GENERALE	83365SPM9	10/12/06	02/21/07	5.210%	5.311%	33,000,000.00	32,369,590.00	32,752,692.50	SUNGARD	0.142
CP-BNP PARIBAS	0556N1PP2	09/19/06	02/23/07	5.215%	5.336%	40,000,000.00	39,090,272.22	39,688,477.78	SUNGARD	0.148
CP-GECC	36959JQ22	10/19/06	03/02/07	5.210%	5.313%	15,000,000.00	14,709,108.33	14,868,500.00	SUNGARD	0.167
CP-ING US FUNDING	4497W1Q90	10/24/06	03/09/07	5.230%	5.335%	21,000,000.00	20,585,086.67	20,794,421.67	SUNGARD	0.186
CP-BANK OF AMERICA	0660P1QC8	10/31/06	03/12/07	5.220%	5.322%	24,000,000.00	23,540,640.00	23,754,533.33	SUNGARD	0.194
CP-SOCIETE GENERALE	83365SQD8	10/27/06	03/13/07	5.205%	5.310%	21,000,000.00	20,584,033.75	20,782,148.33	SUNGARD	0.197
CP-GECC	36959JQE6	10/23/06	03/14/07	5.220%	5.404%	10,000,000.00	9,794,100.00	9,894,800.00	SUNGARD	0.200
CP-GECC	36959JQ55	11/02/06	03/19/07	5.180%	5.284%	10,000,000.00	9,802,872.22	9,887,494.44	SUNGARD	0.214
CP-BANK OF AMERICA	0660P1QL8	11/09/06	03/20/07	5.230%	5.331%	18,000,000.00	17,657,435.00	17,794,860.00	SUNGARD	0.216
CP-BANK OF AMERICA	066P1QN4	11/08/06	03/22/07	5.230%	5.334%	15,000,000.00	14,707,991.67	14,824,666.67	SUNGARD	0.222
CP-RABOBANK	74977LR33	11/13/06	04/03/07	5.170%	5.350%	24,000,000.00	23,514,020.00	23,677,386.67	SUNGARD	0.255
CP-GECC	36959JR62	11/15/06	04/06/07	5.190%	5.372%	20,000,000.00	19,590,566.67	19,722,388.89	SUNGARD	0.263
CP-BARCLAYS	06737JS14	11/17/06	05/01/07	5.170%	5.369%	15,000,000.00	14,644,562.50	14,737,500.00	SUNGARD	0.331
CP-UBS	90262DS22	11/28/06	05/02/07	5.155%	5.272%	17,000,000.00	16,622,682.64	16,700,020.83	SUNGARD	0.334
CP-RABOBANK	74977LS32	11/28/06	05/03/07	5.140%	5.257%	21,000,000.00	20,532,260.00	20,626,375.00	SUNGARD	0.337
CP-BNP PARIBAS	0556N1S87	12/01/06	05/08/07	5.155%	5.274%	34,000,000.00	33,230,759.44	33,370,291.67	SUNGARD	0.350
CP-ING US FUNDING	4497W1SA5	12/01/06	05/10/07	5.155%	5.276%	30,000,000.00	29,312,666.67	29,435,625.00	SUNGARD	0.356
CP-GECC	36959JSE4	12/06/06	05/14/07	5.100%	5.218%	30,000,000.00	29,324,250.00	29,418,125.00	SUNGARD	0.367
CP-ING US FUNDING	4497W1SF4	12/04/06	05/15/07	5.130%	5.251%	30,000,000.00	29,307,450.00	29,413,750.00	SUNGARD	0.370
CP-UBS	90262DSF3	12/04/06	05/15/07	5.125%	5.246%	30,000,000.00	29,308,125.00	29,413,750.00	SUNGARD	0.370
CP-ING US FUNDING	4497W1SF4	12/05/06	05/15/07	5.130%	5.250%	20,000,000.00	19,541,150.00	19,609,166.67	SUNGARD	0.370
CP-BARCLAYS	06737JSM8	12/05/06	05/21/07	5.075%	5.197%	25,000,000.00	24,411,440.97	24,489,583.33	SUNGARD	0.386
CP-TOYOTA MOTOR CC	89233HSN5	12/06/06	05/22/07	5.100%	5.224%	25,000,000.00	24,408,541.67	24,485,937.50	SUNGARD	0.389
CP-UBS	90262DSQ9	12/07/06	05/24/07	5.125%	5.251%	18,000,000.00	17,569,500.00	17,624,625.00	SUNGARD	0.394
CP-BARCLAYS	06737JSR7	12/07/06	05/25/07	5.080%	5.204%	20,000,000.00	19,523,044.44	19,580,000.00	SUNGARD	0.397
CP-MERRILL LYNCH	59018KT19	12/08/06	06/01/07	5.100%	5.230%	70,000,000.00	68,264,583.34	68,458,541.67	SUNGARD	0.416
CP-MERRILL LYNCH	59018KT43	12/11/06	06/04/07	5.130%	5.261%	30,000,000.00	29,251,875.00	29,326,250.00	SUNGARD	0.424
CP-MERRILL LYNCH	59018KT50	12/12/06	06/05/07	5.130%	5.261%	29,000,000.00	28,276,812.50	28,344,479.17	SUNGARD	0.427
CP-BNP PARIBAS	0556N1T60	12/08/06	06/06/07	5.140%	5.276%	33,000,000.00	32,151,900.00	32,249,250.00	SUNGARD	0.430
CP-CITIGROUP	17307STC6	12/15/06	06/12/07	5.160%	5.296%	65,000,000.00	63,332,316.66	63,464,375.00	SUNGARD	0.446

SHORT-TERM INVESTMENT PORTFOLIO  
COUNTY OF SACRAMENTO

	<u>CUSIP</u>	<u>PURCHASE DATE</u>	<u>MATURITY DATE</u>	<u>INTEREST RATE</u>	<u>TRADING YIELD</u>	<u>PAR VALUE</u>	<u>BOOK VALUE</u>	<u>MARKET VALUE</u>	<u>PRICE SOURCE</u>	<u>DURATION (YEARS)</u>
TOTAL COMMERCIAL PAPER				5.180%	5.299%	1,128,000,000.00	1,103,228,791.10	1,113,168,017.53		0.248
				AS OF 12/31/06			34.82%	35.03%		
DESCRIPTION										
CD-BARCLAYS	0673P1GD0	07/25/06	01/03/07	5.460%	5.460%	23,000,000.00	23,000,000.00	23,000,042.05	SUNGARD	0.008
CD-BANK OF AMERICA	-	01/05/06	01/05/07	4.400%	4.400%	5,000,000.00	5,000,000.00	5,000,000.00	USERPR	0.014
CD-BARCLAYS	0673P1HM9	08/08/06	01/08/07	5.430%	5.430%	17,000,000.00	17,000,000.00	17,000,014.59	SUNGARD	0.022
CD-UBS	90262Q5N2	08/11/06	01/10/07	5.395%	5.385%	20,000,000.00	20,000,825.60	19,999,844.68	SUNGARD	0.027
CD-ROYAL BANK	78010FQM5	08/17/06	01/12/07	5.365%	5.365%	20,000,000.00	20,000,000.00	19,999,649.81	SUNGARD	0.033
CD-ROYAL BANK	78010FQQ6	08/21/06	01/12/07	5.350%	5.350%	16,000,000.00	16,000,000.00	15,999,658.39	SUNGARD	0.033
CD-ROYAL BANK	78010FQP8	08/18/06	01/16/07	5.370%	5.370%	26,000,000.00	26,000,000.00	25,999,458.97	SUNGARD	0.044
CD-ROYAL BANK	78010FQT0	08/22/06	01/22/07	5.370%	5.370%	30,000,000.00	30,000,000.00	29,999,200.29	SUNGARD	0.060
CD-ROYAL BANK	78010FQT0	08/22/06	01/22/07	5.370%	5.370%	2,000,000.00	2,000,000.00	1,999,946.69	SUNGARD	0.060
CD-RABOBANK	74977FCN8	08/24/06	01/22/07	5.345%	5.345%	40,000,000.00	40,000,000.00	39,998,374.78	SUNGARD	0.060
CD-ROYAL BANK	78010FQV5	08/25/06	01/22/07	5.350%	5.350%	28,000,000.00	28,000,000.00	27,998,959.46	SUNGARD	0.060
CD-RABOBANK	74977FCR9	08/29/06	01/22/07	5.340%	5.340%	40,000,000.00	40,000,000.00	39,998,351.23	SUNGARD	0.060
CD-U.S. BANK	90333UQX3	09/22/06	02/02/07	5.220%	5.220%	27,000,000.00	27,000,000.00	26,995,886.89	SUNGARD	0.090
CD-DEUTSCHE BANK	25153GAX4	10/06/06	02/06/07	5.280%	5.280%	18,000,000.00	18,000,000.00	17,998,215.67	SUNGARD	0.101
CD-DEUTSCHE BANK	25153GAK2	10/03/06	02/08/07	5.270%	5.270%	12,000,000.00	12,000,000.00	11,998,588.75	SUNGARD	0.107
CD-U.S. BANK	90333URF1	09/28/06	02/09/07	5.220%	5.220%	35,000,000.00	35,000,000.00	34,993,722.44	SUNGARD	0.110
CD-HSBC BANK	40428ASQ1	10/05/06	02/09/07	5.250%	5.250%	40,000,000.00	40,000,000.00	39,994,372.29	SUNGARD	0.110
CD-DEUTSCHE BANK	25153GBL9	10/11/06	02/14/07	5.280%	5.280%	19,000,000.00	19,000,000.00	18,997,803.86	SUNGARD	0.123
CD-BANK OF AMERICA	06050GXL9	10/12/06	02/16/07	5.300%	5.300%	12,000,000.00	12,000,000.00	11,998,871.36	SUNGARD	0.129
CD-BANK OF AMERICA	06050GXM7	10/13/06	02/26/07	5.300%	5.300%	20,000,000.00	20,000,000.00	19,997,746.60	SUNGARD	0.156
CD-BANK OF AMERICA	06050GXN5	10/16/06	03/01/07	5.300%	5.300%	25,000,000.00	25,000,000.00	24,997,133.16	SUNGARD	0.164
CD-U.S. BANK	90333URP9	10/17/06	03/01/07	5.230%	5.230%	38,000,000.00	38,000,000.00	37,991,345.66	SUNGARD	0.164
CD-U.S. BANK (CRA)	-	03/03/06	03/02/07	4.840%	4.840%	5,000,000.00	5,000,000.00	5,000,000.00	SUNGARD	0.167
CD-FARMERS & MERCHANTS (CR)	-	03/11/06	03/11/07	4.250%	4.250%	100,000.00	100,000.00	99,795.34	SUNGARD	0.192
CD-DEUTSCHE BANK	25153GCY0	11/02/06	03/16/07	5.290%	5.290%	15,000,000.00	15,000,000.00	14,997,958.95	SUNGARD	0.205
CD-DEUTSCHE BANK	25153GC27	11/02/06	04/02/07	5.290%	5.290%	57,000,000.00	57,000,000.00	56,989,060.16	SUNGARD	0.252
CD-BANK OF THE WEST (CR)	-	04/07/06	04/07/07	4.800%	4.800%	5,000,000.00	5,000,000.00	4,993,070.38	SUNGARD	0.266
CD-CITIBANK WEST (CRA)	-	04/24/06	04/24/07	5.300%	5.300%	5,000,000.00	5,000,000.00	4,999,669.51	SUNGARD	0.312
CD-HSBC BANK	40428ASX6	11/28/06	05/01/07	5.240%	5.240%	30,000,000.00	30,000,000.00	29,989,543.64	SUNGARD	0.331
CD-ROYAL BANK	78009HG94	11/28/06	05/04/07	5.300%	5.280%	50,000,000.00	50,004,262.95	49,992,246.32	SUNGARD	0.339
CD-ROYAL BANK	78009HH93	11/29/06	05/07/07	5.275%	5.260%	26,000,000.00	26,001,683.39	25,993,702.69	SUNGARD	0.348
CD-ROYAL BANK	78009HK24	12/05/06	05/18/07	5.240%	5.220%	35,000,000.00	35,003,114.82	34,986,833.96	SUNGARD	0.378
CD-COMERICA BANK (CR)	-	05/23/06	05/22/07	5.070%	5.070%	1,000,000.00	1,000,000.00	1,000,000.00	USERPR	0.389
CD-CA BANK & TRUST (CR)	-	06/07/06	06/07/07	4.350%	4.350%	5,000,000.00	5,000,000.00	4,979,164.48	SUNGARD	0.433
CD-HSBC BANK	40428ASY4	12/12/06	06/07/07	5.240%	5.240%	45,000,000.00	45,000,000.00	44,981,721.02	SUNGARD	0.433
CD-WELLS FARGO	-	10/17/06	10/17/07	4.920%	4.920%	5,000,000.00	5,000,000.00	4,985,264.10	SUNGARD	0.879
CD-WASHINGTON MUTUAL	-	11/03/06	11/02/07	5.250%	5.250%	10,000,000.00	10,000,000.00	9,995,919.62	SUNGARD	0.838
CD-UNITED COM BANK	-	11/20/06	11/20/07	5.000%	5.000%	100,000.00	100,000.00	99,741.16	SUNGARD	0.887
CD-STOCKMANS BANK	-	12/22/06	12/21/07	4.880%	5.000%	99,000.00	99,000.00	98,608.89	SUNGARD	0.972
TOTAL CERTIFICATE OF DEPOSITS				5.279%	5.276%	807,299,000.00	807,308,886.76	807,139,487.84		0.183
							25.48%	25.40%		
LAIF COUNTY POOLED	-	07/31/97	03/31/07	5.125%	5.125%	20,000,000.00	20,000,000.00	20,000,000.00	BOOK	0.246
MMF-FEDERATED	-	08/31/06	03/31/07	5.162%	5.162%	108,000,000.00	108,000,000.00	108,000,000.00	BOOK	0.249
COUNTY SAFCA NOTE	-	09/29/06	11/15/11	6.250%	6.250%	5,000,000.00	5,000,000.00	5,000,000.00	BOOK	4.318
TOTAL PASSBOOK ACCOUNTS				5.197%	5.197%	133,000,000.00	133,000,000.00	133,000,000.00		0.401
							4.20%	4.19%		
GRAND TOTAL				4.996%	5.071%	3,199,948,842.28	3,168,507,169.47	3,177,957,840.15		0.546

SHORT-TERM INVESTMENT PORTFOLIO  
 COUNTY OF SACRAMENTO

<u>DESCRIPTION</u>	<u>CUSIP</u>	<u>PURCHASE DATE</u>	<u>MATURITY DATE</u>	<u>INTEREST RATE</u>	<u>TRADING FUNDS YIELD</u>	<u>PAR VALUE</u>	<u>BOOK VALUE</u>	<u>MARKET VALUE</u>	<u>PRICE SOURCE</u>	<u>DURATION (YEARS)</u>
YIELD FOR MONTH ENDED 12/31/06				5.090%						

AS OF 12/31/06

SOURCE OF DATA:

- SERIES 2 REPORT-INVENTORY REPORT (SIRPT)
- SERIES 2 REPORT-MARKET VALUE REPORT (RPTMKT)
- SERIES 2 REPORT-DURATION (WRRPT)
- SERIES 2 REPORT-PORTFOLIO STATISTICS (FS/ERNFS)