



COUNTY OF SACRAMENTO

DEPARTMENT OF FINANCE

NON-POOLED FUNDS PORTFOLIO REPORT

FOR QUARTER ENDED DECEMBER 31, 2007

**COUNTY OF SACRAMENTO
DEPARTMENT OF FINANCE**

NON-POOLED FUNDS PORTFOLIO REPORT

Table of Contents

PORTFOLIO CONCENTRATION & CREDIT QUALITY

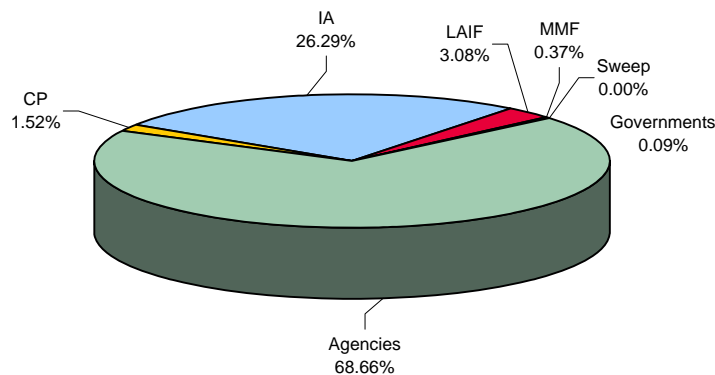
All Non-Pooled Funds	1
Fiscal Agent Trustee And Escrow Funds	2
Tax And Revenue Anticipation Notes (TRANs)	3
Other Separate Trustees	4
Appendix A: Detailed Listing Of Non-Pooled Funds	5
Appendix B: Glossary Of Investment Terms	7

COUNTY OF SACRAMENTO
Non-Pooled Funds - December 31, 2007

Portfolio Sector Concentration Profile
ALL NON-POOLED FUNDS

Sector	Credit Quality	Dollar Amount At Cost	Percent
GOVERNMENTS	AAA		
Treasury Bills (AAA)		\$ -	0.00%
Treasury Notes (AAA)		\$ -	0.00%
Treasury Bonds (AAA)		\$ -	0.00%
Treasury Strips (AAA)		\$ 24,490.77	0.00%
Refcorp (AAA)		\$ 1,773,090.00	0.09%
Municipal Notes (AA+, Aa2)		\$ -	0.00%
State and Local Government Series (SLGS) (AAA)		\$ -	0.00%
SUBTOTAL		\$ 1,797,580.77	0.09%
AGENCIES	AAA		
FHLB		\$ 205,807,035.55	10.55%
FHLB Discount Notes		\$ 450,582,118.34	23.10%
FNMA		\$ -	0.00%
FNMA Discount Notes		\$ 270,451,788.83	13.86%
FFCB		\$ 22,211,860.00	1.14%
FFCB Discount Notes		\$ 289,669.47	0.01%
FHLMC		\$ 52,676,836.77	2.70%
FHLMC Discount Notes		\$ 337,251,581.38	17.29%
SUBTOTAL		\$ 1,339,270,890.34	68.66%
COMMERCIAL PAPER (CP)	A-1/P-1, or A-1/P-1/F1, or better	\$ 29,563,717.53	1.52%
CERTIFICATE OF DEPOSIT (CD)	A-1/P-1, or A-1/P-1/F1, or better	\$ -	0.00%
INVESTMENT AGREEMENTS (IA)	A/Aa2 or better	\$ 512,910,904.26	26.29%
LOCAL AGENCY INVESTMENT FUND (LAIF)	Not Rated	\$ 60,000,000.00	3.08%
MONEY MARKET FUNDS (MMF)	AAA	\$ 7,168,906.98	0.37%
SWEEP	Not Rated	\$ 18.37	0.00%
TOTAL		\$ 1,950,712,018.25	100.00%

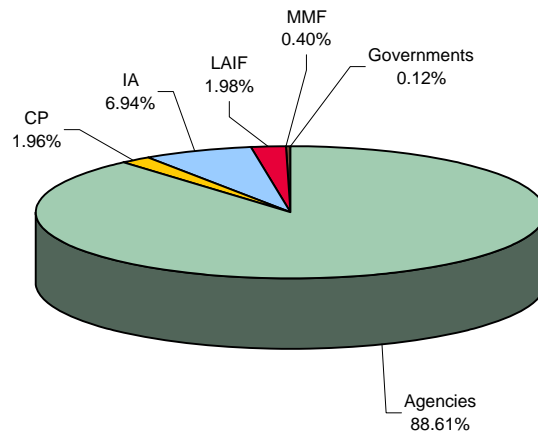
A detailed listing of all Non-Pooled Funds is provided in Appendix A on page 5 of this report.



FISCAL AGENT TRUSTEE FUNDS
As of December 31, 2007

Sector	Credit Quality	Dollar Amount At Cost	Percent
GOVERNMENTS	AAA		
Treasury Bills (AAA)		\$ -	0.00%
Treasury Notes (AAA)		\$ -	0.00%
Treasury Bonds (AAA)		\$ -	0.00%
Treasury Strips (AAA)		\$ 24,490.77	0.00%
Refcorp (AAA)		\$ 1,773,090.00	0.12%
Municipal Notes (AA+, Aa2)		\$ -	0.00%
State and Local Government Series (SLGS) (AAA)		\$ -	0.00%
SUBTOTAL		\$ 1,797,580.77	0.12%
AGENCIES	AAA		
FHLB		\$ 205,807,035.55	13.62%
FHLB Discount Notes		\$ 450,582,118.34	29.81%
FNMA		\$ -	0.00%
FNMA Discount Notes		\$ 270,451,788.83	17.89%
FFCB		\$ 22,211,860.00	1.47%
FFCB Discount Notes		\$ 289,669.47	0.02%
FHLMC		\$ 52,676,836.77	3.49%
FHLMC Discount Notes		\$ 337,251,581.38	22.31%
SUBTOTAL		\$ 1,339,270,890.34	88.61%
COMMERCIAL PAPER (CP)	A-1/P-1, or A-1/P-1/F1, or better	\$ 29,563,717.53	1.96%
CERTIFICATE OF DEPOSIT (CD)	A-1/P-1, or A-1/P-1/F1, or better	\$ -	0.00%
INVESTMENT AGREEMENTS (IA)	AA/Aa2 or better	\$ 104,825,328.76	6.94%
LOCAL AGENCY INVESTMENT FUND (LAIF)	Not Rated	\$ 30,000,000.00	1.98%
MONEY MARKET FUNDS (MMF)	AAA	\$ 6,046,710.32	0.40%
SWEEP	Not Rated	\$ -	0.00%
TOTAL		\$ 1,511,504,227.72	100.00%

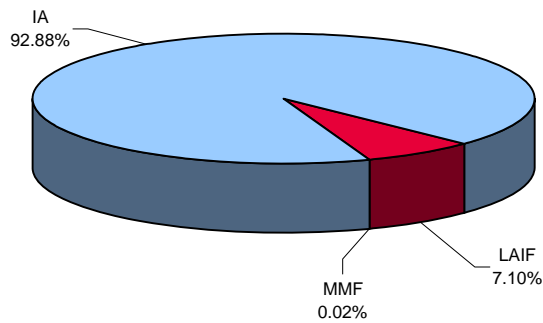
A detailed listing of all Non-Pooled Funds is provided in Appendix A on page 5 of this report.



TAX AND REVENUE ANTICIPATION NOTES (TRANS)
As of December 31, 2007

Sector	Credit Quality	Dollar Amount At Cost	Percent
AGENCIES	AAA		
<i>FHLB Discount Notes</i>		\$ -	0.00%
<i>FNMA DN</i>		\$ -	0.00%
<i>FHLMC DN</i>		\$ -	0.00%
SUBTOTAL		\$ -	0.00%
COMMERCIAL PAPER (CP)	A-1/P-1, or A-1/P-1/F1, or better	\$ -	0.00%
INVESTMENT AGREEMENTS (IA)	AA/Aa2	\$ 392,335,448.00	92.88%
LOCAL AGENCY INVESTMENT FUND (LAIF)	Not Rated	\$ 30,000,000.00	7.10%
MONEY MARKET FUNDS (MMF)	AAA	\$ 96,932.47	0.02%
SWEEP	Not Rated	\$ -	0.00%
TOTAL		\$ 422,432,380.47	100.00%

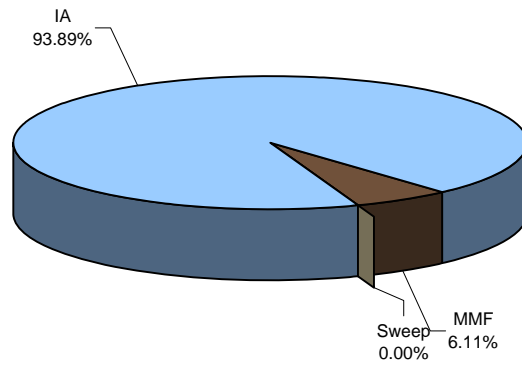
A detailed listing of all Non-Pooled Funds is provided in Appendix A on page 5 of this report.



FUNDS HELD BY OTHER SEPARATE TRUSTEES
As of December 31, 2007

Sector	Credit Quality	Dollar Amount At Cost	Percent
GOVERNMENTS	AAA		
<i>Treasury Notes (AAA)</i>		\$ -	0.00%
<i>State and Local Government Series (SLGS) (AAA)</i>		\$ -	0.00%
SUBTOTAL		\$ -	0.00%
COMMERCIAL PAPER (CP)	A-1/P-1, or A-1/P-1/F1, or better	\$ -	0.00%
INVESTMENT AGREEMENTS (IA)	A/Aa2 or better	\$ 15,750,127.50	93.89%
LOCAL AGENCY INVESTMENT FUND (LAIF)	Not Rated	\$ -	0.00%
MONEY MARKET FUNDS (MMF)	AAA	\$ 1,025,264.19	6.11%
SWEEP	Not Rated	\$ 18.37	0.00%
TOTAL		\$ 16,775,410.06	100.00%

A detailed listing of all Non-Pooled Funds is provided in Appendix A on page 5 of this report.



County of Sacramento Non-Pooled Investment Funds

As of December 31, 2007

Fund	Description	Type	Funded Date	Maturity Date	Amount Issued	Book Value	Bond/Note TIC/NIC
Tax and Revenue Anticipation Notes (TRANS)							
404	Sac County TRANS 07-08	TR	7/3/2007	7/9/2008	390,000,000	392,343,980.47	3.661%
531	Sac City USD TRANS 07-08	TR	11/28/2007	11/28/2008	30,000,000	30,088,400.00	3.251%
Book Value Subtotal Of Tax And Revenue Anticipation Notes (TRANS):						\$422,432,380.47	
Fiscal Agent Trustee Funds							
5000-03	Laguna CFD Refund 02	MR	10/30/2002	12/1/2006	9,480,000	5,334,888.43	1.994%
5010-11	Water Financing Authority	REV	6/12/2003	6/1/2024	50,795,000	4,001,989.15	4.580%
5030-32	REG SAN 2000 C SWAP	REV	1/2/2003	12/1/2030	100,000,000	12,587,506.27	3.740%
5040-43	2003 Public Facilities Projects	COP	5/7/2003	6/30/2034	15,230,000	966,780.00	4.182%
5050-52	North Sacramento SD 2003	GO	4/17/2003	8/1/2032	5,000,000	1,580,802.31	4.370%
5170	Robla School District Series 03	GO	12/3/2003	8/1/2028	7,069,956	3,466,120.70	5.018%
5190-96	McClellan Park	CFD	9/28/2004	9/1/2034	10,250,000	4,763,016.36	5.950%
5220-21	San Juan USD 2004 A	GO	8/12/2004	8/1/2029	68,999,931	8,447,300.49	4.659%
5240-42	County Sanitation 2004 A & B	REV	11/4/2004	12/1/2035	720,160,000	2,735,867.92	4.750%
5270-74	County Sanitation Dist 2005	REV	6/7/2005	8/1/2035	165,620,000	74,612,576.06	4.329%
5280-85	Laguna Stonelake Refunding	CFD	5/12/2005	10/1/2025	11,525,000	207,180.14	4.378%
5300-01	River Delta SFID #1 2005	GO	3/30/2005	10/1/2029	8,249,979	2,519,525.58	4.647%
5310-11	River Delta SFID #2 2005	GO	3/30/2005	8/1/2029	3,999,987	294,011.09	4.776%
5330-31	Dry Creek JESD 2005	MR	12/8/2005	9/1/2028	3,150,000	158,660.06	4.992%
5340-44	2006 Public Facilities Projects	COP	5/11/2006	2/1/2036	40,860,000	4,657,446.81	4.708%
5360	North Vineyard Station 2007A	CFD	9/6/2007	9/1/2037	14,415,000	12,844,932.43	6.063%
5390	SRCS D REF 2005	REV	9/7/2005	12/1/2023	61,220,000	335,118.64	4.414%
5400-01	Elk Grove USD 2005	MR	11/1/2005	12/1/2035	43,540,000	12,909,925.55	4.778%
5410	Tobacco Settlement Ref 2005	TSP	12/6/2005	6/1/2045	255,486,288	61,958,651.50	5.807%
5420-21	Galt JUSD 2005 A	GO	3/30/2006	8/1/2030	13,900,000	4,475,419.97	4.521%
5430	Airports, Series 2006 A	REV	5/2/2006	7/1/2024	79,450,000	6,036,920.09	4.171%
5440	SAFCA AD 2007	AD	6/26/2007	10/1/2037	87,130,000	37,164,928.53	4.828%
5450-52	SRCS D 2006	REV	7/20/2006	12/1/2036	338,960,000	219,509,688.60	4.746%
5460-61	Los Rios 2006 Elec 02 C	GO	7/25/2006	8/1/2030	70,000,000	54,202,706.52	4.647%
5470-71	North Sacramento SD 2006	GO	8/9/2006	8/1/2031	5,960,000	545,223.77	4.399%
5480-81	Natomas USD 2006	GO	8/15/2006	8/1/2031	60,000,000	35,757,230.51	4.686%
5510-13	Water Financing Authority	REV	5/9/2007	6/1/2039	413,420,000	347,590,342.97	4.260%
5520-23	Metro Air Park 2007B	CFD	12/14/2007	8/1/2034	40,200,000	40,231,792.15	6.886%
5530-31	River Delta SFID #1 2006	GO	12/28/2006	8/1/2020	5,749,994	6,066,972.80	3.911%
5540-41	River Delta SFID #2 2006	GO	12/28/2006	8/1/2031	1,699,994	128,567.56	4.407%
5550	Center USD 2007 D	GO	5/30/2007	8/1/2031	24,998,234	18,403,460.08	4.898%
5560	2007 Public Facilities Projects	COP	8/16/2007	10/1/2037	46,260,000	44,237,353.47	4.758%
5570	Sunrise RPD, Series 2007	COP	7/12/2007	9/1/2037	7,435,000	3,005,889.70	4.521%
5580-81	Robla School Dist Series 2007 E	GO	2/8/2007	8/1/2031	6,799,940	7,086,711.98	4.526%
5590-91	Rio Linda USD Series 2007	GO	3/22/2007	8/1/2031	38,000,000	30,637,568.68	4.395%
5600	SRCS D REF 2007	REV	3/1/2007	12/1/2035	443,365,000	4,524,126.03	4.165%
5610	San Juan USD 2007	GO	7/5/2007	8/1/2031	70,000,000	72,322,849.50	4.667%
5620	Galt JUSD 2005 B	GO	6/27/2007	8/1/2031	15,300,000	14,179,698.56	4.780%
5640	Natomas USD 2007	GO	8/30/2007	8/1/2032	54,999,999	55,497,812.33	4.667%
5650	North Sacramento SD 2007	GO	9/20/2007	8/1/2032	5,999,599	5,873,864.12	6.501%
5660-61	Folsom Cordova SFID #3 2007A	GO	11/8/2007	10/1/2032	24,998,630	24,931,856.07	4.578%
5670-71	Folsom Cordova SFID #4 2006A	GO	11/8/2007	10/1/2032	39,995,205	40,548,771.11	4.533%
5680-81	Sac City USD 2007	GO	11/14/2007	7/1/2032	64,997,966	60,362,496.96	4.517%
6030-32	Elk Grove USD	MR	11/1/1987	12/1/2007	24,415,000	201,445.65	8.836%
6250-53	Airport System 92 Bonds	REV	12/9/1992	7/1/2024	40,915,000	5,713,086.08	6.278%
6350-55	Public Facilities, 94 (Coroner)	REV	10/25/1994	10/1/2024	89,500,000	6,935,966.90	6.494%
6390-93	Hampton Village	AD	4/11/1995	9/2/2015	2,283,395	416,357.94	6.866%
6410-13	Bradshaw, US 50	AD	8/10/1995	9/2/2015	2,300,518	233,161.07	7.144%
6440-00	LAIF, STA Transport. Authority	SEP	11/15/1995	n/a	n/a	30,000,000.00	n/a
6480-83	Airports, Series 1996 C & D	REV	7/2/1996	7/1/2026	57,275,000	6,697,105.84	6.180%
6490	SAFCA Hansen Ranch Trust	SEP	5/3/2002	n/a	n/a	221,036.28	n/a
6500-05	SAFCA O&M, Ser 96	AD	11/4/1996	11/1/2025	5,500,000	951,099.57	5.860%
6530-33	Public Facilities, 97 (RCCC)	COP	1/28/1997	2/1/2019	58,020,000	4,235,349.68	5.387%
6581-84	Elliott Ranch Refunding	MR	8/13/1997	9/1/2021	21,415,000	4,392,736.93	6.231%
6600-04	Laguna Creek Refunding	MR	12/30/1997	12/1/2020	31,980,000	6,351,127.44	5.751%
6640-43	Sunrise/Cordova Refunding	AD	7/21/1998	9/2/2011	22,685,000	5,279,879.64	5.477%

APPENDIX A

Fund	Description	Type*	Funded Date	Maturity Date	Amount Issued	Book Value	Bond/Note TIC/NIC
6670-72	Elk Grove 98	MR	11/3/1998	12/1/2028	28,654,335	2,318,208.52	5.246%
6680-86	Metro Air Park	CFD	12/30/1998	12/1/2021	5,310,000	328,699.25	7.000%
6720-24	Regional Sanitation 2000-A/B	REV	6/22/2000	12/1/2027	386,845,000	2,898,234.59	5.628%
6730-31	Parking/CI Golf 99 Refunding	COP	12/14/1999	7/15/2012	15,985,000	207,180.13	5.312%
6770-72	Robla UDS 2000	GO	6/1/2000	8/1/2024	3,799,986	3,686,365.86	6.254%
6790-94	Park Meadows 2000	CFD	6/28/2000	10/1/2029	1,122,336	224,113.13	8.220%
6820-21	Co. Sanitation Ser. 2001	REV	6/28/2001	12/1/2027	124,010,000	723,336.02	n/a
6890-91	Tobacco Settlement 01A/B†	TSP	8/23/2001	6/1/2027	193,405,888	61,821,451.20	n/a
6920-23	Juvenile Courthouse Proj Fd	COP	6/19/2003	12/1/2034	36,150,000	2,216,812.50	4.423%
6980-6983	Metro Air Park 2004 A	CFD	4/8/2004	8/1/2034	63,460,000	17,746,921.95	6.890%

Book Value Subtotal Of Fiscal Agent Trustee Funds: \$1,511,504,227.72

Fund	Description	Funded Date	Maturity Date	Book Value
5410	Tobacco Securitization Authority 2005 Refunding			
	Operating Account	12/6/2005	6/1/2045	487,093.08
	Collection Account	12/6/2005	6/1/2045	22.56
	Sr Liquidity Reserve Account	12/6/2005	6/1/2045	16,121,973.37
	Sr Debt Service Account	12/6/2005	6/1/2045	161,879.00
	Sr Turbo Redemption Account	12/6/2005	6/1/2045	1,451.53
	Subtotal			16,772,419.54
6890	Tobacco Securitization Authority 2001A & B			
	Turbo Redemption Account	8/23/2001	6/1/2021	18.37
	Debt Service	8/23/2001	6/1/2021	1.19
	Debt Service Reserve	8/23/2001	6/1/2021	1,394.00
	Operating Account	8/23/2001	6/1/2021	149.27
	Subtotal			1,562.83
6660	1998 Public Facilities (Gas to Energy)	10/6/1998	12/1/2014	1,427.69

Book Value Subtotal Of Funds Held By Other Separate Trustees: \$16,775,410.06

TOTAL NON-POOLED INVESTMENT FUNDS BOOK VALUE: \$1,950,712,018.25

New issues are reflected in blue.

FUND TYPES:

TSP - Tobacco Securitization Proceeds	MR - Mello Roos Bonds
TR - Tax & Revenue Anticipation Notes	GO - General Obligation Bonds
SEP - Funds held for unique purposes	CFD - Community Facilities District Bonds
REV - Revenue Bonds	COP - Certificates of Participation
RF - Refunding Bonds	AD - Assessment District Bonds

†Tobacco Settlement breakdown: Construction: \$17,585,729.11; Endowment: \$44,235,722.09

GLOSSARY OF INVESTMENT TERMS

A-1+/A-1 – Highest short-term credit ratings assigned by Standard & Poor’s.

AAA – Highest long-term credit rating assigned by Standard & Poor’s and Fitch.

Cash in Pool – Residual amounts of money invested in the Pooled Investment Fund that cannot be reasonably invested in separate investment securities (amounts typically less than \$100,000 per fund).

F1+/F1 – Highest short-term credit ratings assigned by Fitch.

FFCB – Federal Farm Credit Bank

FHLB – Federal Home Loan Bank

FHLMC – Federal Home Loan Mortgage Corporation

FNMA – Federal National Mortgage Association

Investment Agreement – A contract between a bond issuer and a financial institution that provides the issuer with a guaranteed interest rate for the duration of the contract.

LAIF – Local Agency Investment Fund is the State of California Treasurer’s Pool, which is created under Section 16429.1 of the Government Code. The County uses this account as a late draw savings account and as investments for TRANs proceeds.

P-1 – Highest short-term credit rating assigned by Moody’s.

Refcorp (Resolution Funding Corporation) – An organization created by Congress in 1989 to bail out the savings and loan industry by offering debt to some companies and liquidating others. Refcorp bonds are rated AAA.

SLGS (State and Local Government Securities) – Securities issued by the U.S. Treasury to state and local government entities that must comply with Internal Revenue Service yield restriction and arbitrage rebate provisions.

Sweep – A money market account at Wells Fargo that invests any residual dollars into overnight securities (similar to cash in pool).